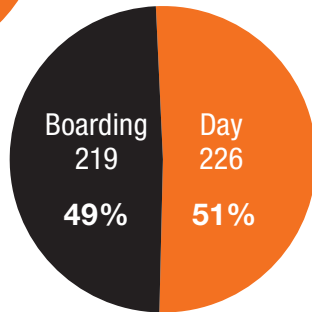
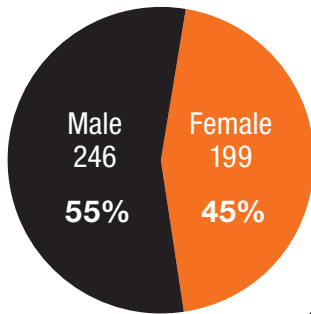




ENROLLMENT

2023
2024

Lake Forest Academy is proud to be a diverse and inclusive community that acknowledges, respects, values and celebrates the differences in cultures, identities, and perspectives. The LFA experience prepares students to be global citizens.



Application Details	
Total Applicants	622
Total Accepted	205
Newly Enrolled	136
Acceptance Rate	33%

Financial Aid:
\$6.2 million

Need-based Aid:
133 students (30%)

Did you know?

Ninth graders participate in a **freshman retreat** at the start of the academic year. This two-day retreat allows for students to get to know each other before classes begin.

Each new student is paired with a **Peer Mentor**, a current student who answers questions and offers advice to help in their transition to the community. Peer Mentors communicate with new students during the summer months and meet with their small group of new students several times in the first few weeks of the school year.

Transfer students also participate in activities at the start of the school year with their Peer Mentors to support their transition to the community.

To bookend the class bonding experience, 12th graders participate in a **senior retreat** at the start of their final year at LFA to reflect and build upon the leadership they have gained during their time on campus.

Upcoming Dates, Events and Deadlines

- Fall Open House: October 22, 2023 at 1 p.m.
- Shadow Days: available from October 2023 to January 2024
- **Application Deadline: January 15, 2024**
- **Financial Aid Deadline: January 15, 2024**
- Decision Release: March 1, 2024
- Admitted Student Day: March 14, 2024

Admission Office
Lake Forest Academy
1500 W Kennedy Road,
Lake Forest, IL 60045
admissions@lfanet.org



Domestic Race/Ethnicity

American Indian	2
African American	18
Asian American	80
Caucasian American	158
Latino/Hispanic American	23
Middle Eastern American	1
Multi-Racial American	33
Native Hawaiian/ Other Pacific Islander	1

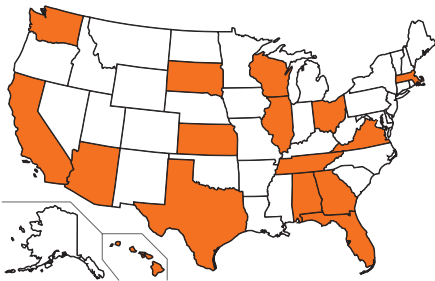
International **27%**

Domestic **73%**



**Day Students from
43 Local Communities**

16 States



- | | | |
|------------|---------------|------------|
| Alabama | Illinois | Tennessee |
| Arizona | Kansas | Texas |
| California | Massachusetts | Virginia |
| Florida | Ohio | Washington |
| Georgia | South Dakota | Wisconsin |
| Hawaii | | |

41 Countries & Territories

- | | | | |
|------------|-----------|-------------|----------------------|
| Argentina | Ghana | Kazakhstan | Romania |
| Australia | Hong Kong | Lebanon | Russia |
| Brazil | Hungary | Lithuania | South Korea |
| Canada | India | Malta | Taiwan |
| China | Indonesia | Mexico | Turkey |
| Colombia | Iran | Moldova | Ukraine |
| Czech Rep. | Ireland | Netherlands | United Arab Emirates |
| Denmark | Israel | Nigeria | United Kingdom |
| Finland | Italy | Pakistan | United States |
| France | Japan | Poland | Vietnam |
| Germany | | | |

Flags from Flaticon.com

Contact admissions@lfanet.org for more information.